
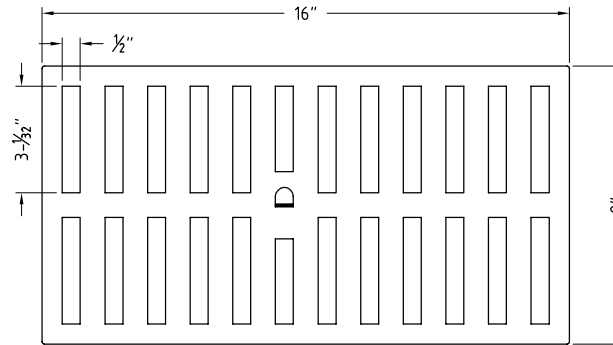
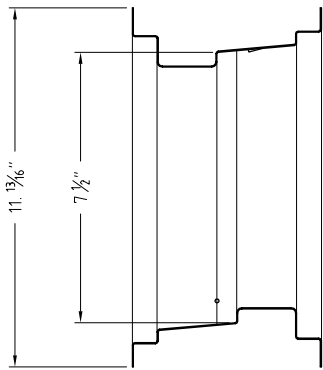


STEEL



Spec Sheet -



FOUNDATION VENT			
AIR VELOCITY (MPH)	AIR FLOW CFM*	NO. OF VENTS	2006 IRC SERVICE AREA (FT ²)**
5	80.5	4	1098.0
10	161.0	5	1372.5
15	241.5	6	1647.0
20	322.0	7	1921.5
		8	2196.0
		9	2470.5
		10	2745.0

* Based upon .451 ft² area per vent
 ** Assumes ground is covered with approved vapor retarder per R408.2, exception no. 2