



Premier V Vinyl Window



Features.

- Both sash are removable and fully weatherstripped.
- Removable wood bracing system. Optional reusable steel bracing system (picture window sizes only).
- Integrated tie slot mounting system makes it easier to fasten our frame to your form.
- Exclusive frame profile allows concrete to bond the window into the wall.
- A unique track system eliminates the problem of units being installed upside down or backwards.
- Replaceable sill and head tracks.
- Durable cam type locking system.
- Brass rollers on the sash for smooth operation.
- Closed cell foam gaskets in all four corners.
- White aluminum half screen.
- Available in picture window and bucko frame sizes.
- Optional area wall hanging bracket.



Five Glazing Choices.

- V-100: Single-glazed as standard.
- V-200: 3/4" insulated glass as standard.
- V-300: 3/4" insulated, low E & argon-filled glass as standard.
- V-400: 3/4" insulated, specialty gas-filled glass with glass coatings for higher energy requirements. Ask for details.
- V-500: 3/4" insulated, laminated glass for lower sound transmission requirements (STC ratings).

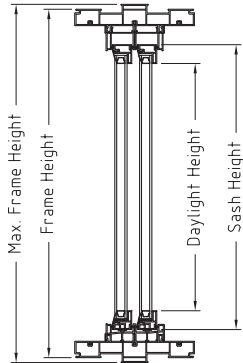
MONARCH
Materials Group Inc.

P.O. Box 250, Waukee, IA 50263 515-993-4561 800-343-9370 www.monmatgrp.com
1850 W. Adriatic Pl., Englewood, Colorado 80110, Phone: (303) 935-4679, Fax: (303) 935-4670

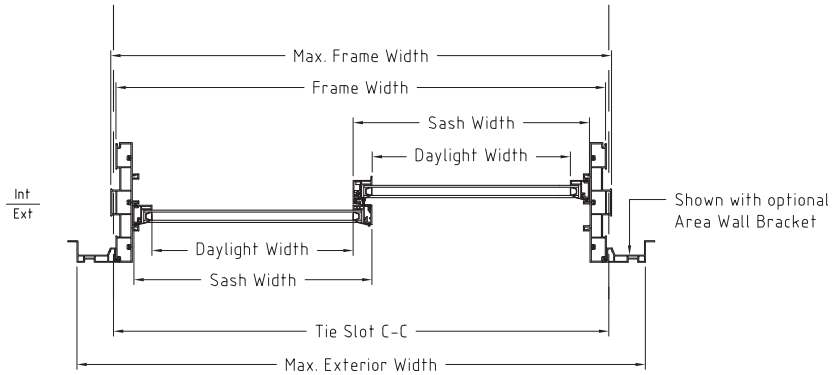

PREMV01 6-09 5000



Premier V Vinyl Window



Int
Ext



Premier V Vinyl Window

Call Out	Frame		Max. Frame		Max. Ext.	Sash			Daylight			Vent Opening			Tie Slot C-C	
	Width	Height	Width	Height		Width	Width	Height	Width	Height	Area (ft ²)	Width	Height	Area (ft ²)		
Bucko	30	12	29 11/16	12 3/8	30 5/16	13	34 1/2	14 3/8	8 1/2	12 1/16	6 3/16	0.5	11 3/4	7 3/4	0.6	30
	30	16	29 11/16	15 3/8	30 5/16	16	34 1/2	14 3/8	11 1/2	12 1/16	9 3/16	0.8	11 3/4	10 3/4	0.9	30
	30	20	29 11/16	19 3/8	30 5/16	20	34 1/2	14 3/8	15 1/2	12 1/16	13 3/16	1.1	11 3/4	14 3/4	1.2	30
	30	24	29 11/16	23 3/8	30 5/16	24	34 1/2	14 3/8	19 1/2	12 1/16	17 3/16	1.4	11 3/4	18 3/4	1.5	30
	36	16	35 11/16	15 3/8	36 5/16	16	40 1/2	17 3/8	11 1/2	15 1/16	9 3/16	1.0	14 3/4	10 3/4	1.1	36
	36	20	35 11/16	19 3/8	36 5/16	20	40 1/2	17 3/8	15 1/2	15 1/16	13 3/16	1.4	14 3/4	14 3/4	1.5	36
Picture Window	36	24	35 11/16	23 3/8	36 5/16	24	40 1/2	17 3/8	19 1/2	15 1/16	17 3/16	1.8	14 3/4	18 3/4	1.9	36
	30	36	35 11/16	41 3/8	36 5/16	42	40 1/2	17 3/8	37 1/2	15 1/16	35 3/16	3.7	14 3/4	36 3/4	3.8	36
	40	36	47 11/16	41 3/8	48 5/16	42	52 1/2	23 3/8	37 1/2	21 1/16	35 3/16	5.1	20 3/4	36 3/4	5.3	48
	40	40	47 11/16	45 7/8	48 5/16	46 1/2	52 1/2	23 3/8	42	21 1/16	39 11/16	5.8	20 3/4	41 1/4	5.9*	48
	50	40	59 11/16	45 7/8	60 5/16	46 1/2	64 1/2	29 3/8	42	27 1/16	39 11/16	7.5	26 3/4	41 1/4	7.7*	60
	50	50	59 11/16	59 3/8	60 5/16	60	64 1/2	29 3/8	55 1/2	27 1/16	53 3/16	10.0	26 3/4	54 3/4	10.2*	60

* - Meets IRC Egress Requirements